



THE RESONANT WAVE UHF THERAPY APPARATUS "AQUATONE"

APPLICATION



CONTENT

1	Apparatus " Aquatone "p.1
2	Using the " Aquatone " devicep.5
3	Apparatus fault indicationsp.7
4	Recommendations for therapeutic usep.8
5	Therapeutic application. Recommended impact zonesp.13
6	Safetyp.30
7	Contraindicationsp.31
8	Appendixp.32

1 The main function of therapeutic devices Aquatone.

The "Aquatone" device is intended for a complex treatment of a wide range of inflammatory and degenerative diseases.

The "Aquatone" device has anti-stress, analgesic, vasodilator, antiinflammatory and immuno modulatory effects.


The device can be used in the recovery after injuries, surgery, in the treatment of chronic diseases caused by dystrophic - degenerative alterations.

The resonance-wave therapy device "Aquatone" is intended to provide therapeutic effects on the human body with the help of low-intensity electromagnetic UHF-waves.

The therapeutic effects of the "Aquatone" device are based on the effect of "resonance-wave state" in water environment, found out by the research workers of IRE RAS in 1995.

The conditions under which the influence of low intensity electromagnetic waves can synchronize oscillations of water molecules were found out.

Studies have shown the water structure to become organized under these conditions as well. The low levels of electromagnetic resonance waves turned out to have strong biological effects.



That is why the research has been going on in the company "Telemak" (Russia, Saratov) since 2001.

The "Aquatone" device restores the function of the molecular mechanisms maintaining homeostasis at all levels of organization of life - intracellular, intercellular, intersystem.

The "Aquatone" device reinforces the human organism's ability to withstand the adverse effects of the environment and improves the treatment process efficiency.

Studies of the biological effects of the "Aquatone" device were carried out in the following institutions:

- Saratov State Medical University;
- FGBI "Russian Scientific Centre of Medical Rehabilitation and Health Resort", Ministry of Health of Russian Federation;
- Tula State University;
- Saratov Military Medical Institute;
- Rostov Cancer Research Institute;
- Russian Cancer Research Centre (Moscow);
- Saratov State University;
- Saratov Research Institute Traumatology and Orthopedics;
- Saratov State Agrarian University;
- Institute of Higher Nervous Activity and Neurophysiology;
- Karolinska Institute (Stockholm);
- Harvard University (Boston);

Due to the research results over 150 scientific papers were published and the materials were included in a number of theses (PhD and MD).

The project has an absolute world novelty. Major conclusions are patented and the device application is permitted by the federal Ministry of Health.

In 2012, the project for the development of medical technologies based on the effect of "resonant wave state of the aquatic environment" was included in the federal target program "Development of the Pharmaceutical and Medical Industry of the Russian Federation until 2020 and beyond".

Low power (100 - 1000 times lower than that of conventional "low-power" devices for EHF therapy and nearly 10 million times less than conventional devices for UHF SMV therapy) radiation, no adverse effects and good tolerance of the patients, allows to use the "Aquatone" device at home.

The "Aquatone" device has been successfully introduced in to medical practice in the hospitals of Saratov, Moscow, St. Petersburg, Samara, Nizhny Novgorod and other regions, where more than 40,000 patients have been treated.

The research and a broad clinical testing have shown high efficiency of "Aquatone" for the treatment of diseases in the genitourinary system (prostatitis, cystitis), diseases of the cardiovascular system (hypertension, chronic cerebral ischemia) inflammatory diseases of the respiratory tract (bronchitis, pneumonia), ENT diseases (sinusitis, adenoiditis , deafness), diseases of the digestive tract (gastritis, gastric ulcer and 12 duodenal ulcer), skin diseases (eczema, scleroderma), diseases of the joints (arthritis, osteoarthritis, low back pain, frozen shoulder, ligament damage), diseases of the peripheral and central nervous system, in rehabilitation after heart attacks and strokes, but also after hard physical work and exercises.

The "Aquatone" device is safe and easy to manage, supplied with an autonomous power system. It is produced by using the most modern assembly, control and measuring equipment.

Disinfection of the working surface of the apparatus is carried out at the end of the working day. Exposure can be made through a disposable towel or clothing.

In the production of apparatus "Aquatone" is uses modern assembly and test equipment.



Complete information about the development of medical methods and device models can be found on the website <http://www.aquatone.se>.

This manual is based on the 3years experience of using the Aquatone device in the hospitals of Saratov.

2 Specifications.

Parameter	Value
1. Operation frequency, MHz	1000,5±0,2
2. Output power, W	
2.1 Level 1, W	5×10^{-8}
2.2 Level 2, W	10×10^{-8}
2.3 Level 3, W	20×10^{-8}
3. Modes:	
3.1 Mode 1	continuous mode
3.2 Mode 2, AM frequency, Hz	0,1
3.3 Mode 3, AM frequency, Hz	8
3.4 Mode 1-2, AM frequency, Hz	16
3.5 Mode 1-3, AM frequency, Hz	4
3.6 Mode 2-3, the frequency range ,MHz	1001-1010
4. The depth of the amplitude modulation	not less than 50 %
5. The set time of medical session, min	10
6. Weight, g	240
7. Dimensions of apparatus, mm	235x82x53
8. Dimensions of packaging, mm	245x155x85

3 Contents of delivery.

Name	Amount
Apparatus «Aquatone»	1 pc.
Passport	1 pc.
Instructions for use	1 pc.
Batteries AA R6 1,5V	2 pc.
Packaging	1 pc.

- 1 The device does not require any special technical or medical training for using it.
- 2 Before you begin, be sure that there is no mechanical damage of the enclosure.
- 3 Insert the battery into the battery compartment located on the back of the device with the correct polarity of batteries.
- 4 Turn on the device by pressing and holding the button "On/Off" (Fig. 1). After pressing the button, the LED displays signal level (Level) and modulation mode (Mode) that change cyclically when you press the buttons "Level" and "Mode" (Fig. 1).

Treatment session time is fixed at 10 minutes.

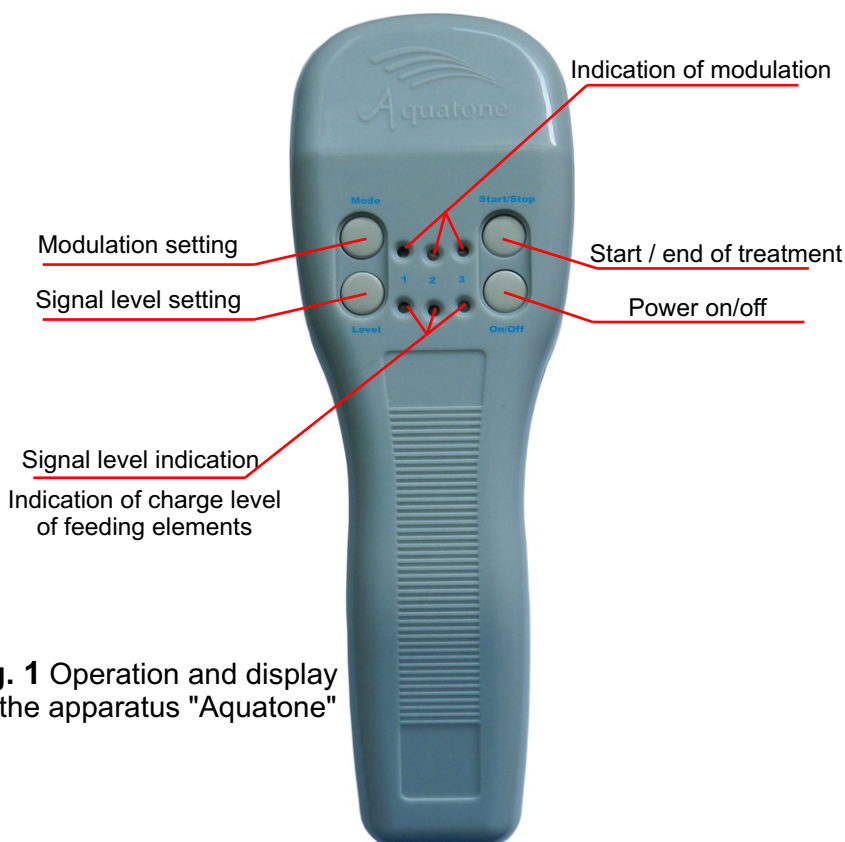


Fig. 1 Operation and display on the apparatus "Aquatone"

- 5 Use the buttons "**Level**" and "**Mode**" to select the desired mode for therapy (see recommendations). The selected mode is indicated by LEDs.
- 6 To begin the session, press the button "**Start/Stop**". After 10 minutes the session ends automatically and a beep sounds. It is also possible to end the session manually by pressing the buttons "**Start/Stop**" or "**On/Off**".
- 7 For the procedure, attach the surface of the device (Fig. 2) on the area where the treatment is scheduled on the body.
- 8 The programme turns off automatically after the session. In 3 minutes of the device inactivity after the session the Aquatone turns off completely. The device can turn off during the session if there is an excessive discharge of the battery or malfunction. It is possible to disable the device by pressing and holding the button "**On/Off**".



Fig.2 Working surface of the "Akvaton" device

Working surface

- 1** As the battery discharges, indicator "Level" changes its colour from green to red (green - orange - red). From the moment when the colour indicator "Level" has become red; the apparatus performance is maintained for another hour. The device disabling after a triple beep means full discharge of power supply elements.
- 2** A repeated sound during the start or use of the device, indicates a mechanical damage of the radiating element.
- 3** Seven short beeps, followed by switching off during a session, indicate failure of the device.

1 General provisions. During a treatment session, the working part of "Aquatone" is applied to the surface of the body (through a thin layer of clothing) on a projection of the diseased organ. Clean the working surface of the device periodically (1-2 times a month), it is recommended to wipe it with a cloth dampened with disinfectant solution.

The therapeutic effect of the "Aquatone" device is based on the universal mechanism of "resonance - wave state in water environment", so the algorithms of treatment of various diseases are usually similar.

The "Aquatone" device uses modulation modes in order to increase the effectiveness of the treatment, containing a proportion of "golden section", typical for the majority of the processes occurring in living systems.

Depending on an individual sensitivity and disease, a patient can experience a brief sensation of warmth, a pain in a case of chronic diseases or nothing at all under the treatment.

Partly aggravation that may occur early in the course of therapy should not be a reason to cease the treatment process.

The use of the apparatus "Aquatone" allows reducing time of treatment, amount of medications and risk of allergies and side effects.

2 The levels of electromagnetic exposure. Apparatus "Aquatone" has three different levels of electromagnetic exposure - Level 1, Level 2, Level 3, characterized by half (-3 dB step change), and are displayed by the indicators (see Figure 3.).

Level 1 is used in the treatment and prevention of children's disease.e.

Level 2 is used for treating soft tissues and lung diseases.

Level 3 is used in the treatment of chronic diseases of the musculoskeletal system.

Recommendations for therapeutic use

**Setting the level
of electromagnetic exposure
(button Level)**

Cyclic pressing of the
button **Level**
set the level of electro-
magnetic exposure

Level 1



Level 2



Level 3



Fig.3 Setting and displaying of Levels.
Level 1, Level 2, Level 3

3 Modulation modes. The "Aquatone" device has six different modulation modes - Mode 1, Mode 2, Mode 3, Mode 1-2, Mode 1-3, Mode 2-3 which are displayed with the help of corresponding indicators (see figure 4).

Mode 1. Continuous mode. It is used in against acute inflammation, joint pain, for the treatment of injuries and rehabilitation in a post operation period.

Mode 2. Amplitude Modulation is of 0.1 Hz, which is one of the resonance frequencies of the circulatory system. It increases the treatment effectiveness of chronic inflammatory diseases and chronic diseases of the musculoskeletal system. The parameters of the modulating signal vary in accordance with the "golden section".

Mode 3. Amplitude modulation has a frequency of 8 Hz, which is the main tone of the earth's ionosphere, and also the basic rhythm of bioelectrical activity of the cortex of the human brain (alpha rhythm). This mode increases the efficiency of therapeutic action. The parameters of the modulating signal vary in accordance with the "golden section".

Mode 1-2. Amplitude modulation has a frequency of 16 Hz, which is one of the fast rhythms cortex's (beta rhythm). Increases the effectiveness of the treatment of diseases of the musculoskeletal system, it has a tonic effect. The parameters of the modulating signal vary in accordance with the "golden section".

Mode 1-3. Amplitude modulation is 4 Hz. The parameters of the modulating signal vary in accordance with the "golden section". It increases the treatment effectiveness of chronic inflammatory diseases of internal organs and joints, and recovery after strenuous exercise. It promotes an adaptation of an organism in the condition of physical and mental fatigue.

Mode 2-3. Slow frequency modulation with frequency deviation of 1%. The frequency shifts and time slots have the proportions of the "golden section". It is used to enhance the adaptive capacity of the organism during intense physical or mental work, chronic fatigue syndrome, with wakening difficulty in the morning, sleepiness during the day, etc.

Setting and displaying of modulation modes




Fig. 4 Setting and display of modulation modes
Mode 1, Mode 2, Mode 3, Mode 1-2, Mode 1-3.

Recommendations for therapeutic use

4 The developed treatment algorithms are based on a large amount of biomedical research.

Exposure goes on for 5-10 days, in the morning and in the evening before bedtime.

In the treatment of chronic diseases, alternate mode 3, mode 1-3 mode 2, 2-3 times a day.

It is recommended to impact on the adrenal glands in the most active phase (5-7 am) for 10 minutes on both zones using Mode 2 / Level 3 once a day. Then, 10 minutes at the area of infection.

In acute inflammatory processes it is advisable to use Mode 1, 3-5 times a day.

Under prevention and rehabilitation after diseases, it is recommended to use Mode 1 for 10 minutes, 1 time per day in the evening.

Under rehabilitation after injuries and fractures in order to accelerate regeneration of tissues it is advisable to impact the device on the injured area 3 times a day.

To increase the therapeutic effect, it is advisable to act additionally on the occipital area, once a day in the evening.

After the course it is desirable to have a break for 5 - 7 days. If necessary, repeat the therapy course.

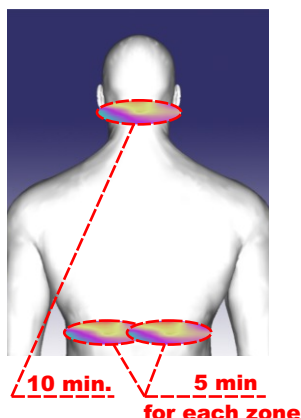
5 Apparatus "Aquatone" may be used in the treatment of domestic animals, including the period of rehabilitation in the postoperative period.

Therapeutic application. Recommended impact zones

1 High blood pressure.

The impact is made on the occipital region.
In the treatment of renal hypertension it is recommended to impact on the area of the kidneys.

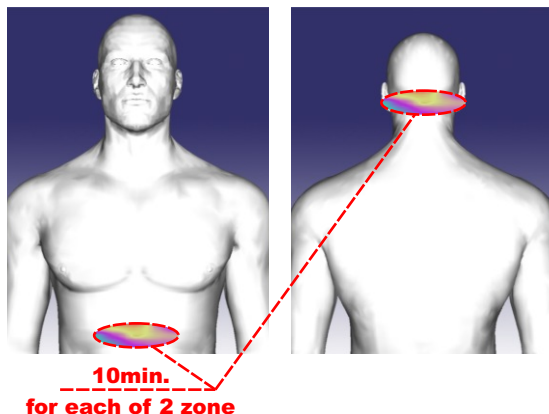
Exposure modes	Level 1, 2; Mode 3
Exposure time	15-20 min.
The number of sessions a day	1-2
A treatment course	8-10 sessions



2 Recovering from a heart attack.

The impact is made on the area of the solar plexus and on the occipital region.

Exposure modes	Level 1, 2; Mode 1, 3
Exposure time	15-20 min.
The number of sessions a day	1-2
A treatment course	6-10 sessions



Therapeutic application. Recommended impact zones

3 Recovering from a stroke.

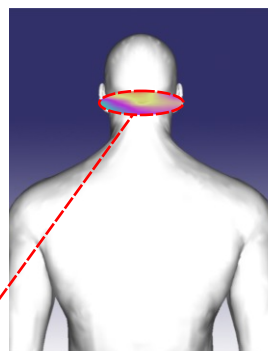

The impact is made on the occipital area, a zone of the solar plexus, and the affected area.

When recovering from a stroke recommended to adhere to the treatment of the following algorithm :

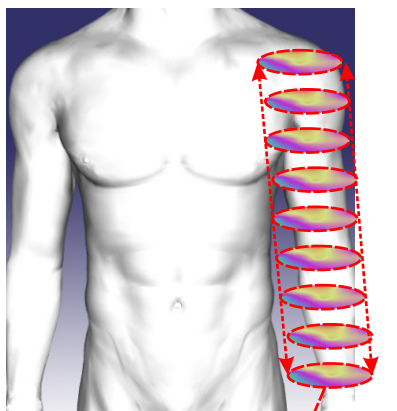
1st session - impact zone: the solar plexus and the nape; for 5 min. - Level 1,2, Mode 1 + 5 min. - Level 1,2, Mode 1-3 for each zone of impact;

2nd session during the day (3-4 hours after the 1st session) - the impact zone: evenly over the affected area: 15 minutes. - Level 1,2, Mode 1 +5 min.- Level 1,2, Mode 1-3.

Exposure modes	Level 1, 2; Mode 1, 1-3
Exposure time	20 min.
The number of sessions a day	1-2
A treatment course	8-10 sessions



10min.
for each of 2 zone



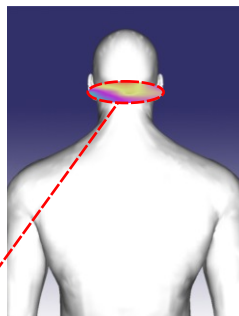

20 min.

Therapeutic application. Recommended impact zones

4 Coronary heart disease, arrhythmia.

The impact is made on the solar plexus and the occipital region.

Exposure modes	Level 1, 2; Mode 1, 1-3
Exposure time	20 min.
The number of sessions a day	1-2
A treatment course	2-4 sessions

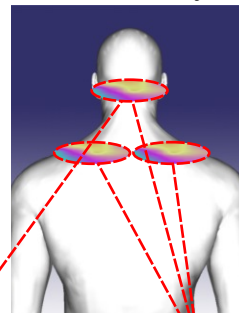



10 min.
for each of 2 zones

5 Neuroses, sleep disorders.

The impact is made on the solar plexus and the occipital region or the occipital region and the point of the vertebral artery exit.

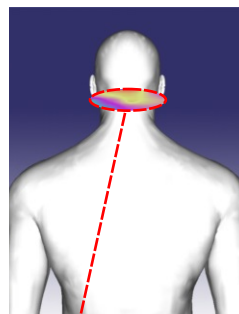
Exposure modes	Level 1, 2; Mode 3, 1-3
Exposure time	10-15 min.
The number of sessions a day	1-2
A treatment course	2-4 sessions



5 min. or **5 min.**
for each of 2 zones for each of 3 zones

6 Headache ("migraine").

Exposure modes	Level 1, 2; Mode 1, 1-3
Exposure time	10-15 min.
The number of sessions a day	1-2
A treatment course	2-4 sessions



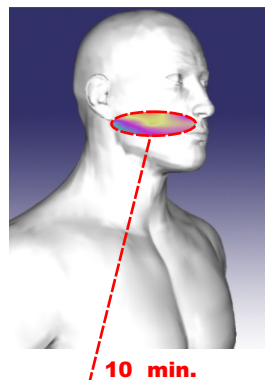
10-15 min.

Therapeutic application. Recommended impact zones

7 Toothache, gingivitis, stomatitis, pulpitis.

Exposure is performed on the area of pain.

Exposure modes	Level 1, 2; Mode 1
Exposure time	10 min.
The number of sessions a day	1-2
A treatment course	6-10 sessions

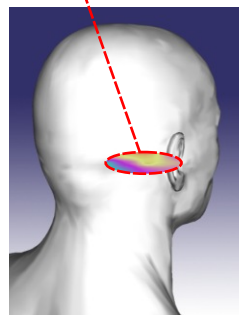
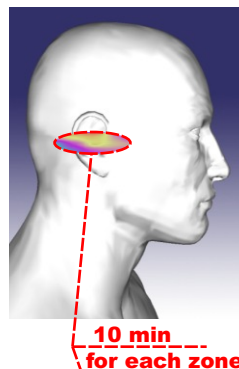


8 ENT diseases.

- External otitis including mycotic, acute media otitis and tubotity.

The impact is made on the projection area of the inflamed ear and the back of the mastoid .

The acute form of the disease		
Exposure modes	Level 1, 2; Mode 1	
Exposure time	The number of sessions a day	A treatment course
10 min.	1-2	8-10 sessions
The chronic form of the disease		
Exposure modes	Level 1, 2; Mode 3, 1-3	
Exposure time	The number of sessions a day	A treatment course
10-20 min.	1-2	10-12 sessions

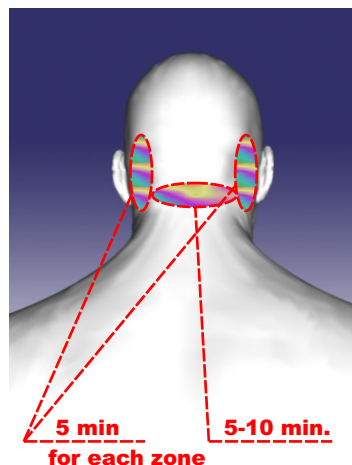


Therapeutic application. Recommended impact zones

- Hearing problems.

The impact is made on the mastoid and occipital region.

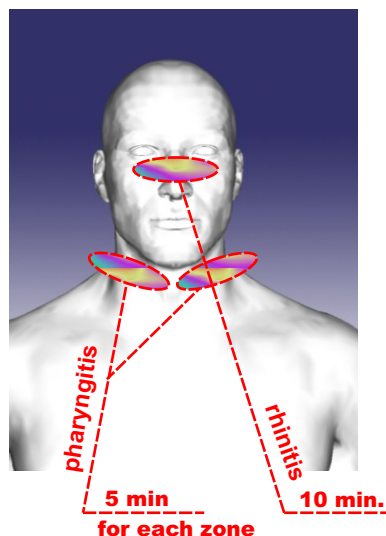
Exposure modes	Level 1, 2; Mode 3, 1-3
Exposure time	15-20 min.
The number of sessions a day	1-2
A treatment course	8-10 sessions



- Rhinitis, pharyngitis.

The impact is made on the nose.

The acute form of the disease		
Exposure modes	Level 1, 2; Mode 1	
Exposure time	The number of sessions a day	A treatment course
10 min.	1-2	8-10 sessions
The chronic form of the disease		
Exposure modes	Level 1, 2; Mode 3, 1-3	
Exposure time	The number of sessions a day	A treatment course
10-20 min.	1-2	10-12 sessions

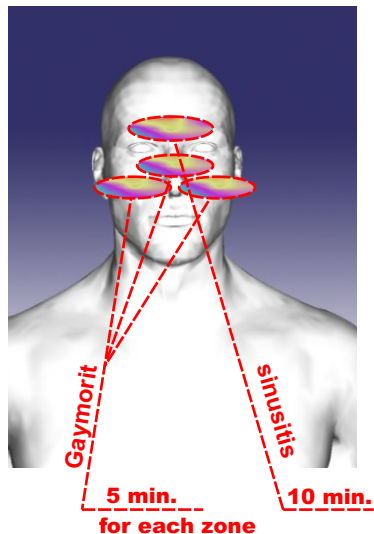


Therapeutic application. Recommended impact zones

- Sinusitis (inflammation of the sinuses).

The impact made on the area of inflammation.

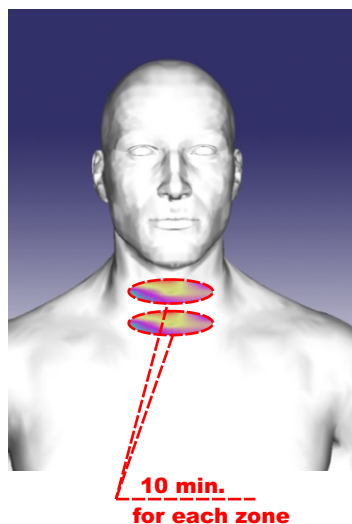
The acute form of the disease		
Exposure modes	Level 1, 2; Mode 1	
Exposure time	The number of sessions a day	A treatment course
10 min.	1-2	8-10 sessions
The chronic form of the disease		
Exposure modes	Level 1, 2; Mode 1	
Exposure time	The number of sessions a day	A treatment course
10-20 min.	1-2	10-12 sessions



- Problems with the throat and trachea.

The impact is made on the area of the trachea.

The acute form of the disease		
Exposure modes	Level 1, 2; Mode 1	
Exposure time	The number of sessions a day	A treatment course
10-20 min.	1-2	8-10 sessions
The chronic form of the disease		
Exposure modes	Level 1, 2; Mode 3, 1-3	
Exposure time	The number of sessions a day	A treatment course
10-20 min.	1-2	10-12 sessions

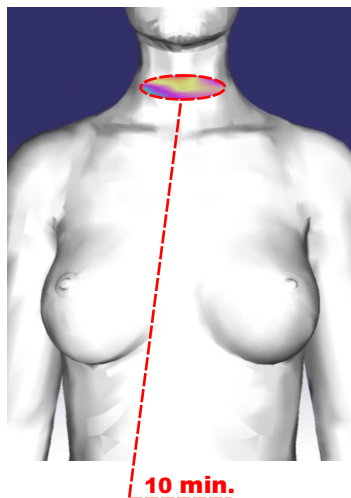


Therapeutic application. Recommended impact zones

9 Problems with the thyroid gland.

The impact is made on the projection area of the thyroid gland.

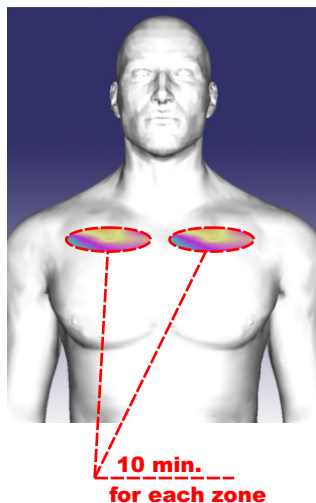
Exposure modes	Level 1, 2; Mode 1
Exposure time	10 min.
The number of sessions a day	1-2
A treatment course	20-30 sessions



10 Bronchitis.

The impact is produced on the front area of the bronchi.

The acute form of the disease		
Exposure modes	Level 1, 2; Mode 1	
Exposure time	The number of sessions a day	A treatment course
20 min.	1-2	10-15 sessions
The chronic form of the disease		
Exposure modes	Level 1, 2; Mode 3, 1-3	
Exposure time	The number of sessions a day	A treatment course
10-20 min.	1-2	20-30 sessions

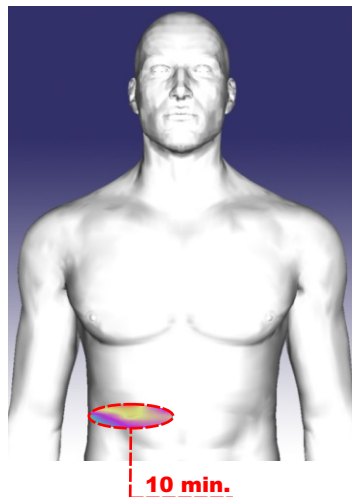


Therapeutic application. Recommended impact zones

11 Liver problems.

The impact is made on the projection area of the liver (right hypochondria).

Exposure modes	Level 1, 2; Mode 3, 1-3
Exposure time	10-20 min.
The number of sessions a day	1-2
A treatment course	20-30 sessions



12 Problems with gastro - intestinal tract.

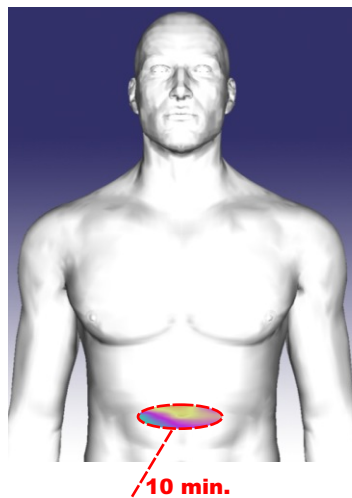
The impact made on the location of pain in the epigastric.
For chronic problems in the acute phase the following modes of impact are recommended:

Mode 1 - 1st Session

Mode 1-3 - up to 10 session

Mode 3 - from the 10 treatment sessions.

Exposure modes	Level 1, 2; Mode 1, 1-3, 3
Exposure time	10 min.
The number of sessions a day	1-2
A treatment course	15-20 sessions

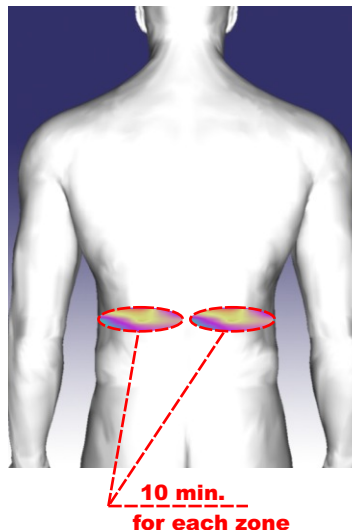


Therapeutic application. Recommended impact zones

13 Kidney problems.

The impact is made on the projection area of both kidneys.

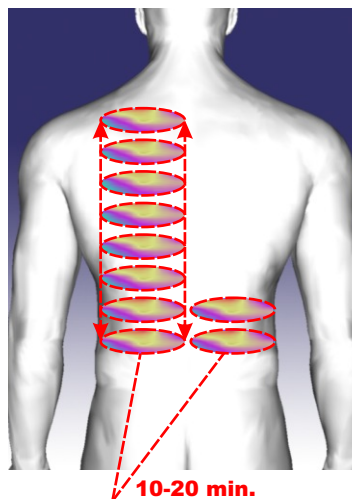
The acute form of the disease		
Exposure modes	Level 1, 2; Mode 1	
Exposure time	The number of sessions a day	A treatment course
10 min.	1-2	10-14 sessions
The chronic form of the disease		
Exposure modes	in the acute phase of chronic disease begin with Level 1, 2; Mode 1-3 (3-4 days); than Mode 3	
Exposure time	The number of sessions a day	A treatment course
10-20 min.	1-2	20-30 sessions



14 Intercostal neuralgia. Myositis.

The impact is made on the distribution area of pain.

Exposure modes	Level 1, 2; Mode 1
Exposure time	10-20 min.
The number of sessions a day	1-2
A treatment course	6-8 sessions

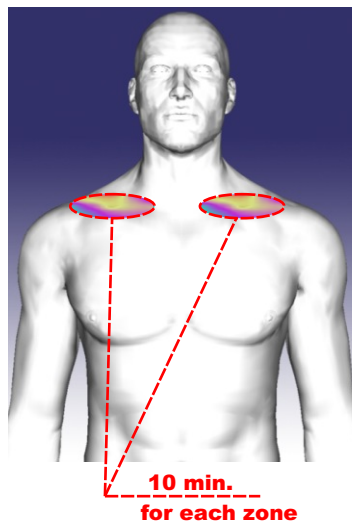


Therapeutic application. Recommended impact zones

15 Problems with the shoulder joint.

The impact is made on supraclavicular area.

Exposure modes	Level 1, 2; Mode 1-3
Exposure time	20 min.
The number of sessions a day	1-2
A treatment course	20-30 sessions



16 Problems with the pancreas.

The impact is made on the projection area of the pancreas.
Pay attention to a gentle diet with a constant increase in food load by the end of treatment.

Exposure modes	Level 1, 2; Mode 1, Mode 3 after 7 th day
Exposure time	10-20 min.
The number of sessions a day	1-2
A treatment course	20-30 sessions



Therapeutic application. Recommended impact zones

17 Prostate problems, impotence.

The impact is made on the lower abdomen, in the projection area of the prostate.

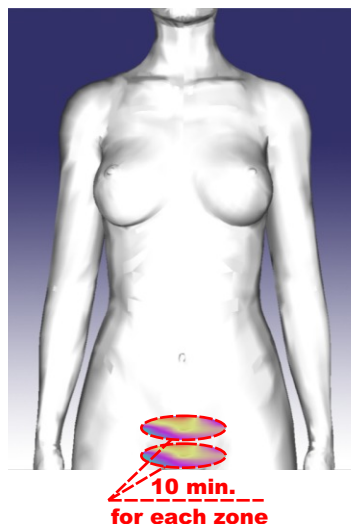
The acute form of the disease		
Exposure modes	Level 1, 2; Mode 1	
Exposure time	The number of sessions a day	A treatment course
10 min.	1-2	10-14 sessions
The chronic form of the disease		
Exposure modes	Level 1, 2; Mode 1-3, Mode 3 after 7 th day	
Exposure time	The number of sessions a day	A treatment course
10-20 min.	1-2	20-30 sessions



18 Problems with the bladder.

Exposure is performed on the lower abdomen, on the area of the bladder.

The acute form of the disease		
Exposure modes	Level 1, 2; Mode 1	
Exposure time	The number of sessions a day	A treatment course
10 min.	1-2	10-14 sessions
The chronic form of the disease		
Exposure modes	Level 1, 2; Mode 1-3, Mode 3 after 7 th day	
Exposure time	The number of sessions a day	A treatment course
10-20 min.	1-2	20-30 sessions



Therapeutic application. Recommended impact zones

19 Problems with ovaries.

The impact is made on the lower abdomen, in the projection area of the right or left ovary.

The acute form of the disease		
Exposure modes	Level 1, 2; Mode 1	
Exposure time	The number of sessions a day	A treatment course
20 min.	1-2	10-14 sessions
The chronic form of the disease		
Exposure modes	Level 1, 2; Mode 3, 1-3	
Exposure time	The number of sessions a day	A treatment course
20 min.	1-2	20-30 sessions

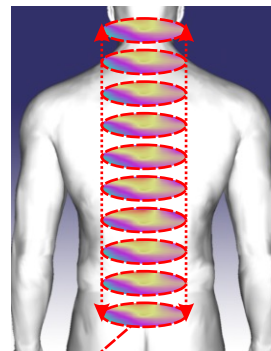
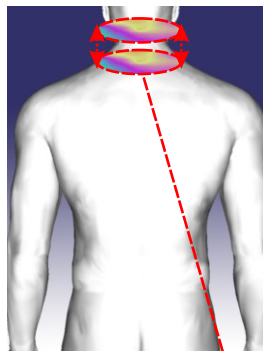


10 min.
for each zone

20 Cervical osteochondrosis.

The impact is made on the cervical vertebrae. In addition, when disease is chronic, it the further impact on the entire spine (all departments equally at each treatment session) is desirable.

Exposure modes	Level 1, 2; Mode 1, 1-3
Exposure time	20 min.
The number of sessions a day	1-2
A treatment course	4-6 sessions



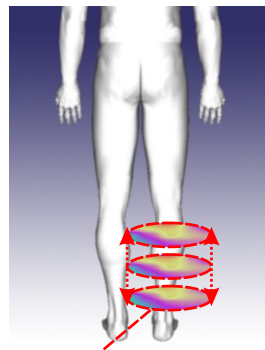
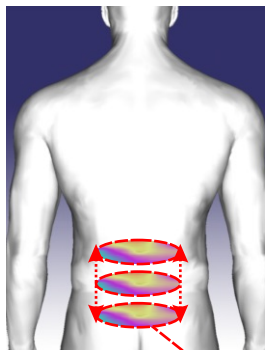
20 min.

Therapeutic application. Recommended impact zones

21 Lumbar - sciatica.

The impact is made on the lumbar - sacral region of the spine. When the pain is radiating up further process the back of the leg at each treatment session.

Exposure modes	Level 1, 2; Mode 1, 1-3
Exposure time	20 min.
The number of sessions a day	1-2
A treatment course	4-6 sessions

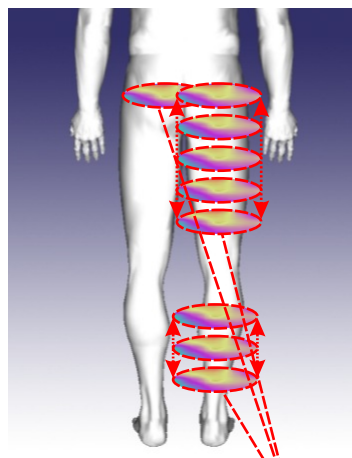


20 min.

22 Sciatica.

The impact is made on the back muscle group of femur and tibia, and reflex zones .

Exposure modes	Level 1, 2; Mode 1, 1-3
Exposure time	20 min.
The number of sessions a day	1-2
A treatment course	10-14 sessions



20 min.

Therapeutic application. Recommended impact zones

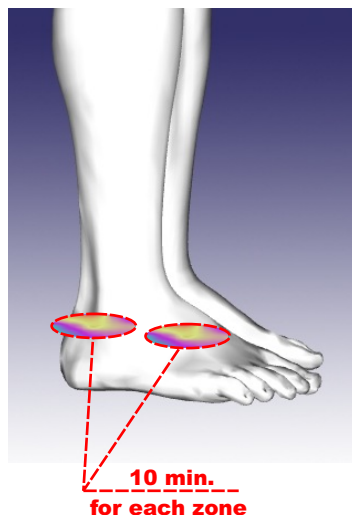
23 Swelling, pain, limited mobility of joints with different injuries (bruises, sprains, fractures) and arthritis of various etiologies.

- Post-traumatic disorders of ankle sprain.

Exposure is performed on the ankle joint in the area of pain.

Course - 10 sessions, use Mode 2, if necessary a month later repeat the treatment using Mode 3.

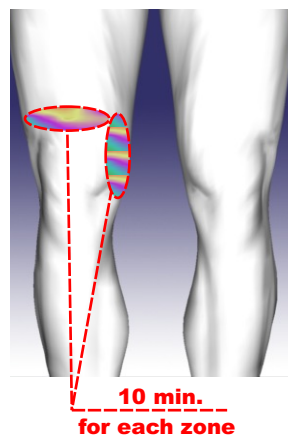
Exposure modes	Level 1, 2; Mode 3, 1-3
Exposure time	20 min.
The number of sessions a day	1-2
A treatment course	10-20 sessions



- Osteoarthritis of the knee.

The impact is made on the area of the knee joint.

Exposure modes	Level 1, 2; Mode 1 - edema, sharp pain; 2-3 sessions - Level 1, 2; Mode 2 ; 10-15 sessions (depending on pain) - Level 1, 2; Mode 3
Exposure time	20 min.
The number of sessions a day	1-2
A treatment course	20-30 sessions

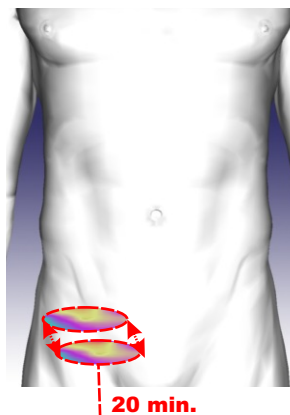


Therapeutic application. Recommended impact zones

- Coxarthrosis (deforming arthrosis of the hip joint).

The impact is made on the area of pain, joint area.

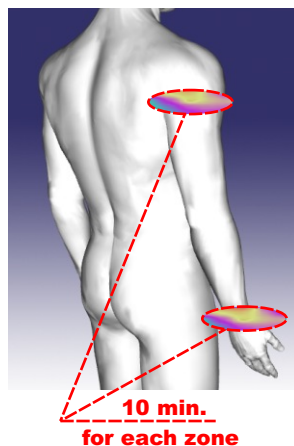
Exposure modes	2-3 sessions - Level 1, 2; Mode 1-3 , 10-15 sessions (depending on pain) - Level 1, 2; Mode 3
Exposure time	20 min.
The number of sessions a day	1-2
A treatment course	20-30 sessions



- Wrist joint syndrome ("shoulder - brush").

The impact made on the area of the lesion.

Exposure modes	Level 1, 2; Mode 1, 1-3
Exposure time	20 min.
The number of sessions a day	1-2
A treatment course	25-30 sessions



Therapeutic application. Recommended impact zones

- The elbow joint.

The impact is made on the area of the elbow.

Exposure modes	Level 1, 2; Mode 1, 1-3
Exposure time	20 min.
The number of sessions a day	1-2
A treatment course	25-30 sessions

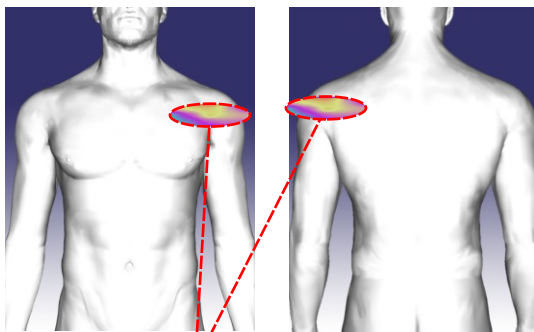


**10 min.
for each zone**

- The shoulder joint.

The impact is made on the area of the shoulder joint in the area of maximum pain.

Exposure modes	Level 1, 2; Mode 1, 1-3
Exposure time	20 min.
The number of sessions a day	1-2
A treatment course	25-30 sessions



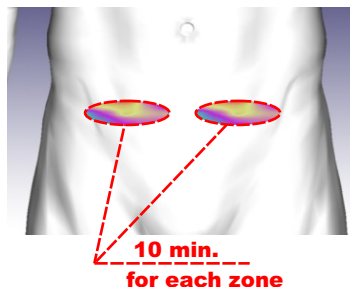
**10 min.
for each zone**

Therapeutic application. Recommended impact zones

24 Elimination of stagnation in the pelvis.

The impact is made on the field of the right and left buttock evenly throughout the treatment session.

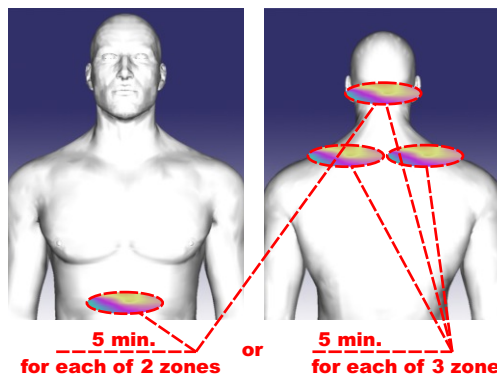
Exposure modes	Level 1, 2; Mode 1, 1-3
Exposure time	20 min.
The number of sessions a day	1-2
A treatment course	25-30 sessions



25 Removal drowsiness and fatigue.

The impact is made on the solar plexus and the occipital region or the occipital area and the point of the vertebral artery exit.

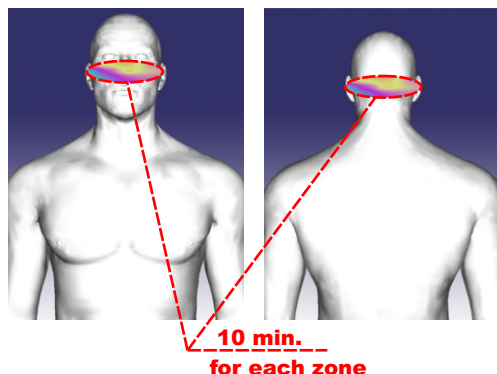
Exposure modes	Level 1, 2; Mode 3, 2-3
Exposure time	10-15 min.
The number of sessions a day	1-2
A treatment course	2-4 sessions



26 Allergy.

The impact is made on the neck and nose.

Exposure modes	Level 1, 2; Mode 1, 1-3
Exposure time	10 min.
The number of sessions a day	2
A treatment course	8-12 sessions



Therapeutic application. Recommended impact zones

27 Injuries, burns, sores.

Exposure modes	Level 1, 2; Mode 1, 3
Exposure time	10 min.
The number of sessions a day	1-2
A treatment course	20-30 sessions

The impact is made directly on the injured area through the bandage or plaster. In the formation of scars, in order to prevent keloid scars use Mode 1 and from the 7-10- th session, use Mode 3.

28 Recovery under intensive training process.

Exposure modes	Level 1, 2; Mode 3, 1-3
Exposure time	10 min.
The number of sessions a day	1-2
A treatment course	8-12 sessions

The impact is made on the most likely to injury areas (mostly loading joints and muscle groups). It is recommended to impact on the solar plexus and occipital region - (10 min.) before training and 1 session (10 min.) before going to bed.

Safety

- 1 Work with the device is permitted after reading the operations instruction and the product certificate.
- 2 Remove the moisture on the enclosure, as well as inside the device.
- 3 The device meets the safety regulations GOST R 50267.0, GOST P 50267.6

1 There are no absolute contraindications to the use the apparatus.

2 Relative contraindications:

- bleeding tendency;
- thrombocytopenia, bleeding and coagulopathy;
- systemic blood diseases;
- severe cardiac arrhythmia (atrial fibrillation, paroxysmal tachyarrhythmia).
- the presence of an artificial cardiac pacemaker;
- cardiac aneurysm, aorta and large vessels;
- alcohol and mental excitement;
- acute purulent process in the head;
- tuberculosis active process;
- thyrotoxicosis;
- respiratory insufficiency;
- pregnancy;
- **If there are tumors of any etiology, the device must be strictly used under the supervision of a physician.**

РОССИЙСКАЯ ФЕДЕРАЦИЯ

**ПАТЕНТ**

НА ИЗОБРЕТЕНИЕ

№ 2445134

**СПОСОБ ТЕРАПЕВТИЧЕСКОГО ВОЗДЕЙСТВИЯ НА
БИОЛОГИЧЕСКИЕ ОБЪЕКТЫ ЭЛЕКТРОМАГНИТНЫМИ
ВОЛНАМИ И УСТРОЙСТВО ДЛЯ ЕГО
ОСУЩЕСТВЛЕНИЯ**

Патентообладатель(ли): *Общество с ограниченной
ответственностью "ТЕЛЕМАК" (RU)*

Автор(ы): *см. на обороте*

Заявка № 2010138921

Приоритет изобретения **21 сентября 2010 г.**

Зарегистрировано в Государственном реестре
изобретений Российской Федерации **20 марта 2012 г.**

Срок действия патента истекает **21 сентября 2030 г.**



Руководитель Федеральной службы
по интеллектуальной собственности

Б.П. Симонов



ФЕДЕРАЛЬНАЯ СЛУЖБА ПО НАДЗОРУ В СФЕРЕ ЗДРАВООХРАНЕНИЯ
И СОЦИАЛЬНОГО РАЗВИТИЯ

РЕГИСТРАЦИОННОЕ УДОСТОВЕРЕНИЕ

№ ФСР 2011/10932

от 16 июня 2011 года

Срок действия: не ограничен.

Настоящее удостоверение выдано
ООО "Телемак", Россия, 410012, Саратовская область, г.Саратов,
ул.Челюскинцев, д.173, кв.89

и подтверждает, что изделие медицинского назначения
(изделие медицинской техники)
Аппарат микроволновой терапии "Акватон"
по ТУ 9442-002-12263265-2009

производства
ООО "Телемак", Россия, 410012, Саратовская область, г.Саратов,
ул.Челюскинцев, д.173, кв.89

класс потенциального риска 2а

ОКП 94 4420

соответствующее комплекту регистрационной документации

КРД № 5595 от 18.02.2011

приказом Росздравнадзора от 16 июня 2011 года № 3337-Пр/11

разрешено к производству, продаже и применению на территории Российской Федерации

Врио руководителя Федеральной службы
по надзору в сфере здравоохранения
и социального развития

Е.А. Тельнова



013210

ОБЩЕСТВО С ОГРАНИЧЕННОЙ ОТВЕТСТВЕННОСТЬЮ



Юридический адрес: 410012 г.Саратов ул. Челюскинцев, 173 - 89
 Почтовый адрес: 410040, г.Саратов, а/я 3752
 ИНН 6452000350 КПП 645201001
 р/с 40702810432100019764 в ОАО АКБ "АВАНГАРД" г. Москва
 к/с 3010181000000000201 БИК 044525201
 Тел./факс (845-2) 48-82-91(4,5,6,7)
 E-mail: market@telemak-saratov.ru

ДЕКЛАРАЦИЯ О СООТВЕТСТВИИ

Общество с ограниченной ответственностью «ТЕЛЕМАК»
 (ООО «ТЕЛЕМАК») зарегистрировано Инспекцией МНС России по Кировскому району г.Саратова 27.09.2002 г. за № 1026402659612, адрес - 410012, г. Саратов, ул.Челюскинцев, д.173, кв.89, телефон (8452) 48-82-96, факс (8452) 48-82-95, в лице Генерального директора Дубовицкого Сергея Александровича

заявляет, что Аппарат микроволновой терапии «Акватон», по ТУ 9442-002-12263265-2009, серийный выпуск, код ОКП 94 44200,

соответствует требованиям ГОСТ Р 50444-92, ГОСТ Р 50267.0-92, ГОСТ Р 50267.6-92, ГОСТ Р 50267.0.2-2005.

Декларация принята на основании:

- Протокола испытаний №366/09 от 07.09.2009 г. на соответствие требованиям ГОСТ Р 50444-92, ГОСТ Р 50267.0-92, ГОСТ Р 50267.6-92 Испытательной лаборатории медицинской техники «ГМТ-Тест» ГУП «Гормедтехника» (аттестат аккредитации № РОСС RU.0001.21ИМ39);

- Протокола испытаний №363/09 от 07.09.2009г. на соответствие требованиям ГОСТ Р 50267.0.2-2005 Испытательной лаборатории медицинской техники «ГМТ-Тест» ГУП «Гормедтехника» (аттестат аккредитации № РОСС RU.0001.21ИМ39);

- Регистрационного удостоверения № ФСР 2011/10932 от 16.05.2011 г. Федеральной службы по надзору в сфере здравоохранения и социального развития.

Дата принятия декларации - 16 июня 2014 г.

Декларация о соответствии действительна до 16 июня 2017 г.

М.П.

С.А.Дубовицкий

Сведения о регистрации декларации о соответствии

Орган по сертификации медицинских изделий АНО «Центр обучения и сертификации «ЭКСПЕРТ», аттестат аккредитации № РОСС RU.0001.11ИМ29, адрес - 115093, г.Москва, ул. Дубининская, д. 98.

16 июня 2014 г., регистрационный № РОСС RU.ИМ29.Д00034.

Руководитель Об-
 для
 М.П. Декларации



И.Ю. Жирова



COMPANY INFORMATION:

"Telemak" LLC, Russia 410033, Saratov,
пр-т 50 лет Октября, д. 101, корп. 4, этаж 3
Tel./Fax (8452) 48-82-95, 48-82-96, 48-82-97,
e-mail: market@telemak-saratov.ru
www.telemak-saratov.ru
www.aquatone.su

FOR EU COUNTRIES:

MR-AB
Bysistorget 4, 118 21 Stockholm
(T-banna/Subway Mariatorget);
Tel: 08-33 49 08;
e-mail: mail@mr-ab.se;
www.aquatone.se;
www.mr-ab.se